

Thematic Workshop – Building resilience into future FLAG strategies

FARNET Seminar
18/11/21
Thomas BINET



VERTIGOLAB
ECONOMIE & ENVIRONNEMENT



Why use resilience as a priority driver for your next local development strategy ?

- Because you are convinced that resilience is a major component of your territory strategy (after 2 days seminar on the subject...)
- If not, then because...
 - Resilience is a necessary element of sustainable development, difficult to grow without resilience today
 - Resilience enables to better cope with risk, volatility, extreme events, etc.
 - Resilience stems from principles of diversification, cooperative action, collective governance, value added creation, climate change adaptation and many others principles that are basics for FLAG strategies

Workshop content

1. Assess your resilience weak spots
2. Identify your major value creation drivers
3. Approaches for resilience solution and project development



Part 1 - resilience weak spots

Resilience weak spots

What could be the weak spots for resilience in your territory ?

- Economic:
- Environmental:
- Social:

| Mural session

| 5 x WHY

What are the main reasons explaining those weak spots ?

- Ask 5 times WHY to really know the causes for those weak spots and identify the solutions to reduce those weaknesses
- Ask WHY DOES IT THREATEN RESILIENCE ? X 5 (if necessary)

5 x WHY

- Example:

1. Fisheries in my territory are specialized on one species/gear and this is a weak post for resilience – WHY ?
2. > The fisheries sector has concentrated on this species and it is now moving northward due to CC
3. > Fishers have to travel further north to get to fishing grounds and increase their costs
4. > The whole fisheries sector is at threat in the mid-term
5. **TBC**



Part 2 - Value creation drivers

| Mural session



Part 3 - Inspiration for strategy development

Development keys (strictly from eco perspective)

Exports

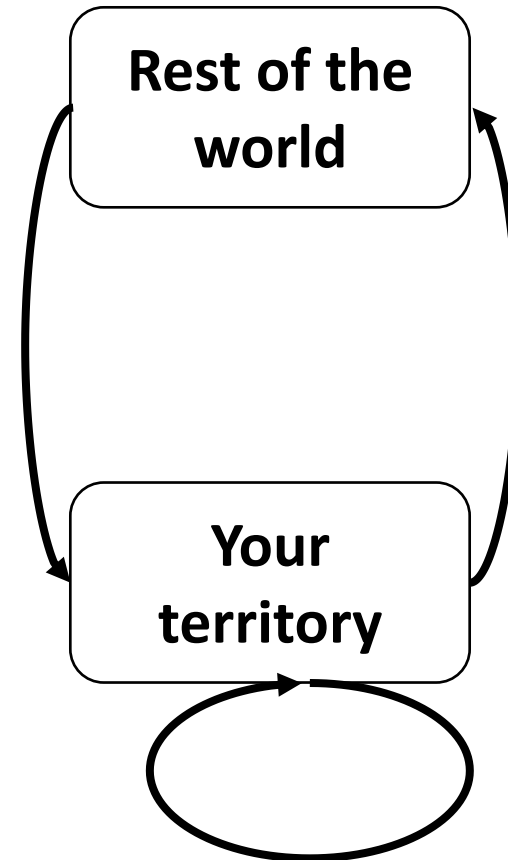
Income source

Revenue increase for your territory

Imports

Income leakage

Revenue decrease for your territory



Velocity

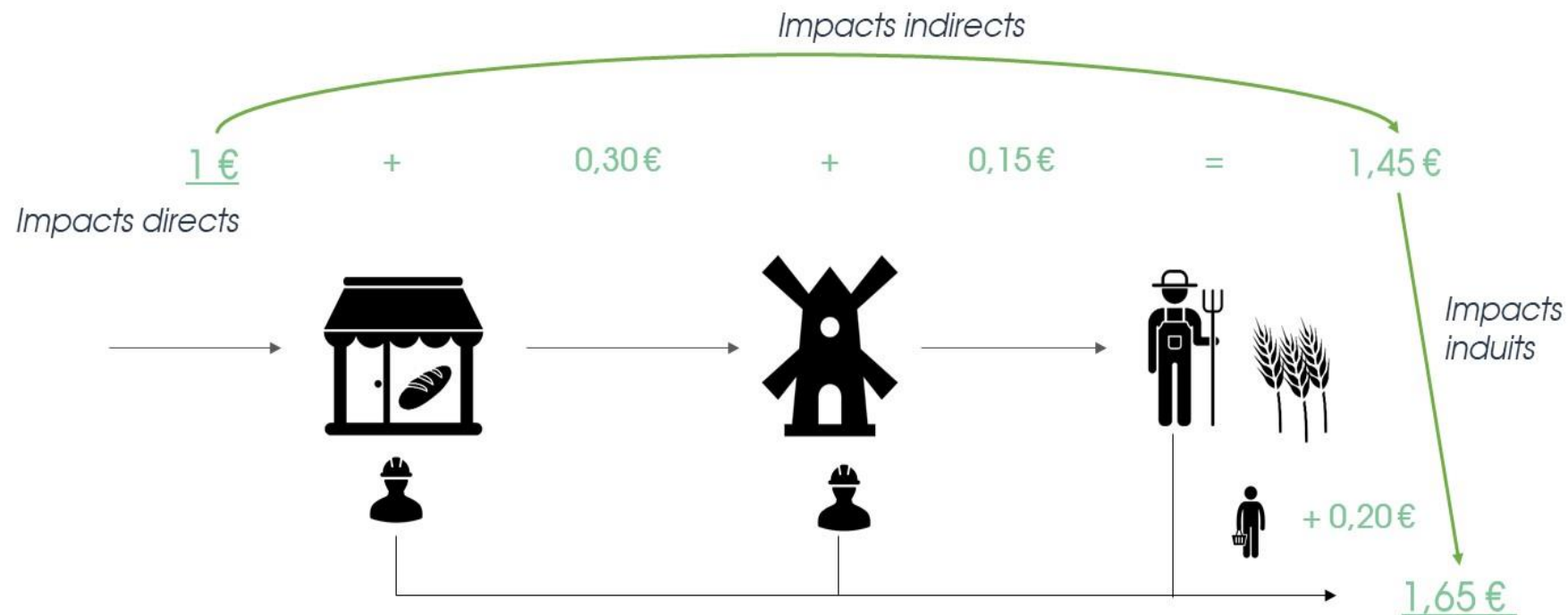
Increase of circulation of money within territory

Global revenue remains the same

Development keys

- Replace imports by domestic products
=> *Relocalization of activities (made in local)*

Relocalization opportunities and socioeconomic multiplier





1 M€

de production du
secteur conchylicole

génère

1,25 M€

de production en
Charente-Maritime



1 M€

de production du
secteur conchylicole

soutient

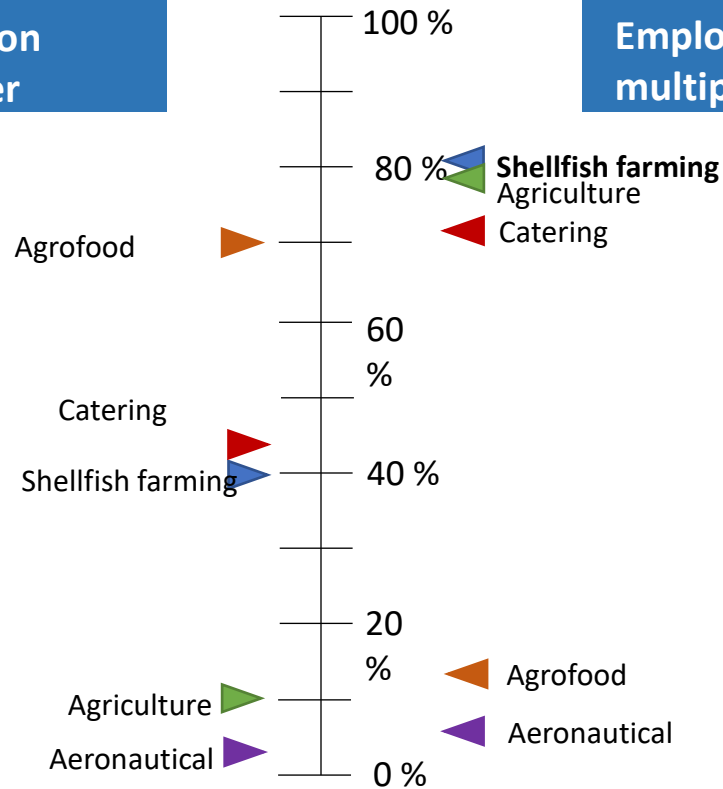
12,1

emplois ETP en
Charente-Maritime



**Production
multiplier**

**Employment
multiplier**



Development keys

- Replace imports by domestic products
=> ***Relocalization of activities (made in local)***
- Develop exports based on comparative advantages (resources, skills, etc.)
=> **Increase competitiveness of territory**

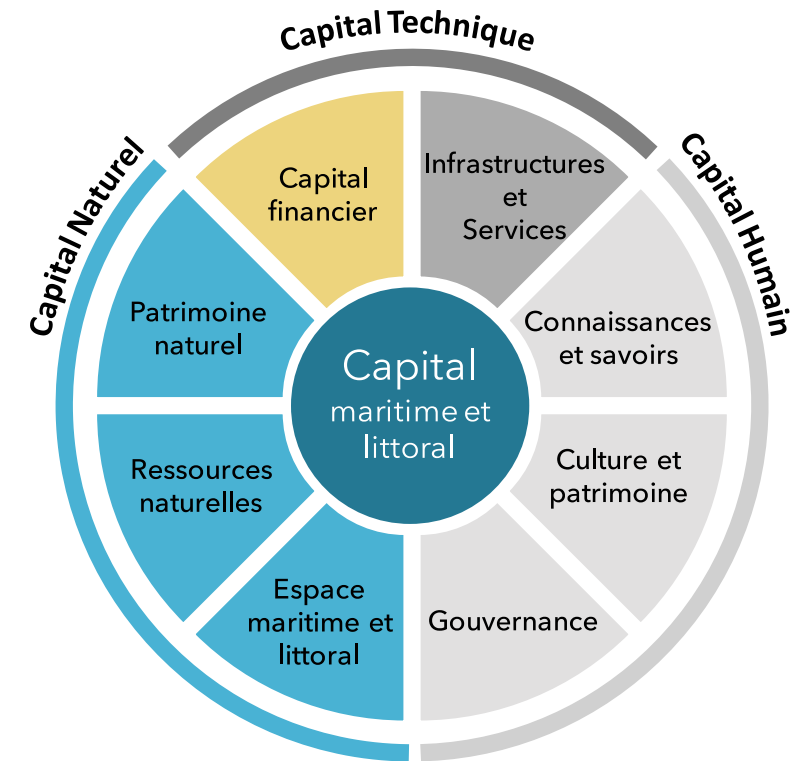
Resilience & economic development

- Develop an entrepreneurial ecosystem for shellfish farming value chain (relocalize)
- Develop circular economy as a way to maximize productivity for the same revenue
- Catch additional income from locals through better marketing, local currencies, social cohesion, opportunities to invest locally

Development keys

Linked to multiple capitals (adapted from work by *Stratégie Mer et Littoral*):

- Technical capital: finance, infrastructures/services, skills
- Human capital: knowledge, cultural heritage, governance
- Natural capital: natural heritage, natural resources, maritime space



<https://strategies-marines.fr/en/sml-en/>

Merci

+33 (0)6 84 77 36 05

thomasbinet@vertigolab.eu

www.vertigolab.eu

Darwin Ecosystème
87 Quai de Queyries
33100 Bordeaux


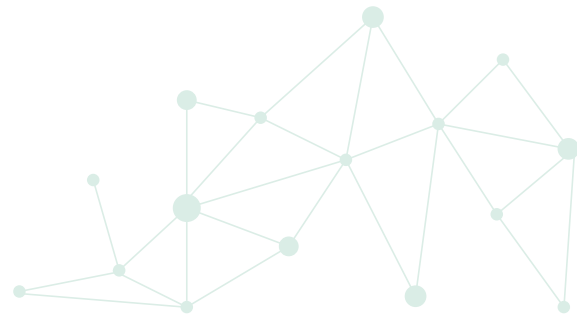


Bureau de recherche et d'études en économie et l'environnement

Créé en 2011 et accueilli depuis août 2014 au sein de l'écosystème Darwin à Bordeaux, Vertigo Lab est un bureau de recherche et d'études, un think-&-do tank spécialisé en économie de l'environnement.

Les éléments graphiques et icônes

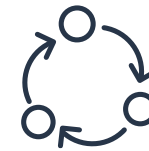
ELEMENTS GRAPHIQUES



Les éléments graphiques peuvent être utilisés dans les présentations power point et les documents word.

Les éléments sur fonds colorés peuvent être utilisés pour des titres.

ICONES



Les icônes sont à utiliser dans les documents et les infographies.