



Ε.Π. ΑΛΙΕΙΑΣ ΚΑΙ ΘΑΛΑΣΣΑΣ
2014 - 2020

Running and animation costs: Flat rate 15% of staff costs for Greek FLAGs

Maria Bertaki

Unit B1

Managing Authority of OP for Fisheries & Maritime
Ministry of Rural Development and Food.



Ευρωπαϊκή Ένωση
Ευρωπαϊκό Ταμείο
Θάλασσας και Αλιείας



ΕΛΛΗΝΙΚΗ ΔΗΜΟΚΡΑΤΙΑ
Υπουργείο Αγροτικής Ανάπτυξης
και Τροφίμων

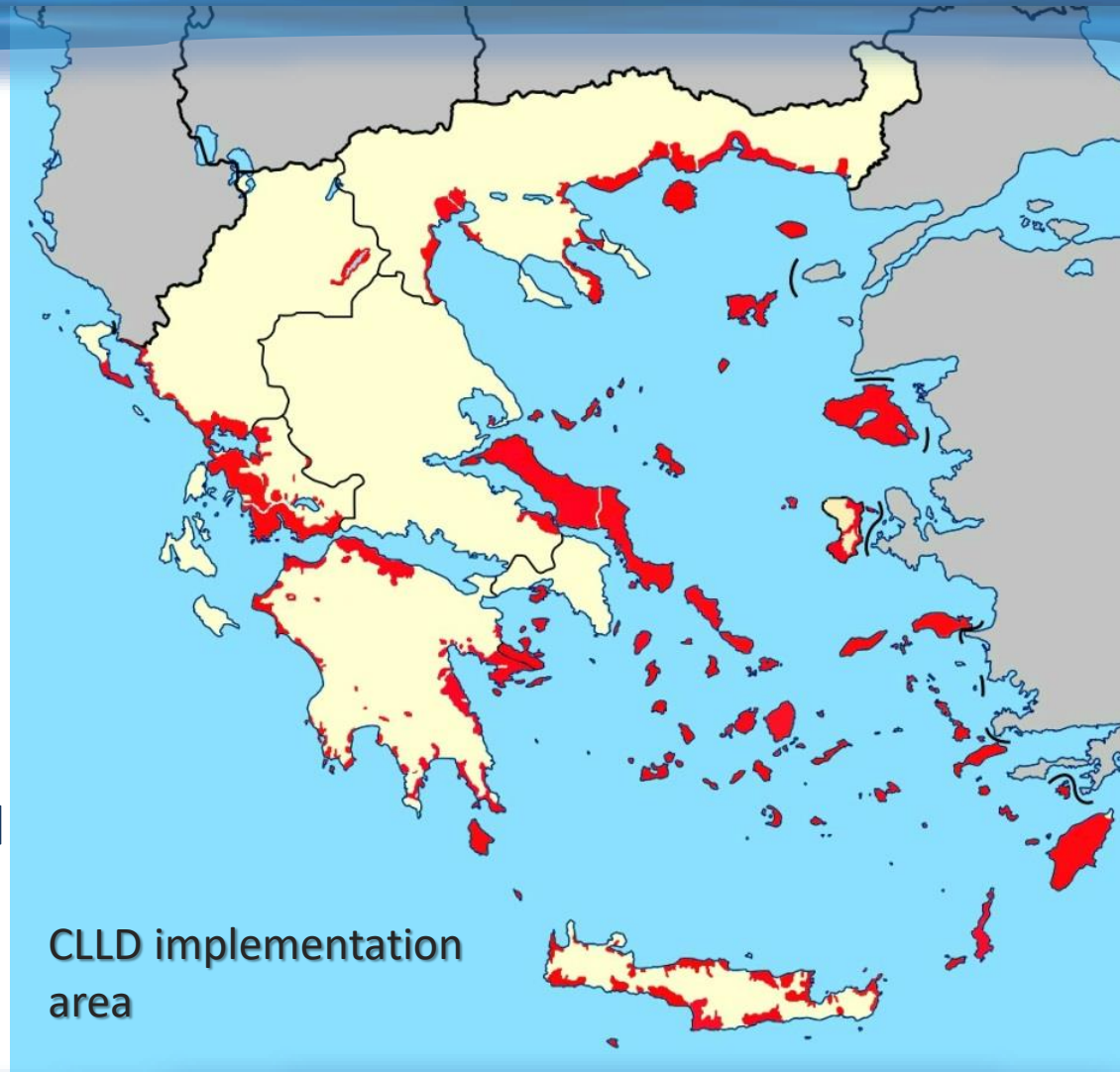
Why we use SCO?

Because.....

- Greece -under EMF Fund- has **33** Local Strategies implemented by **30 FLAGs** (31 multi – 2 mono funded)

Greece:

- ✓ Approx. 16.000 km of coastline!!!
- ✓ More than 100 inhabited islands!!!

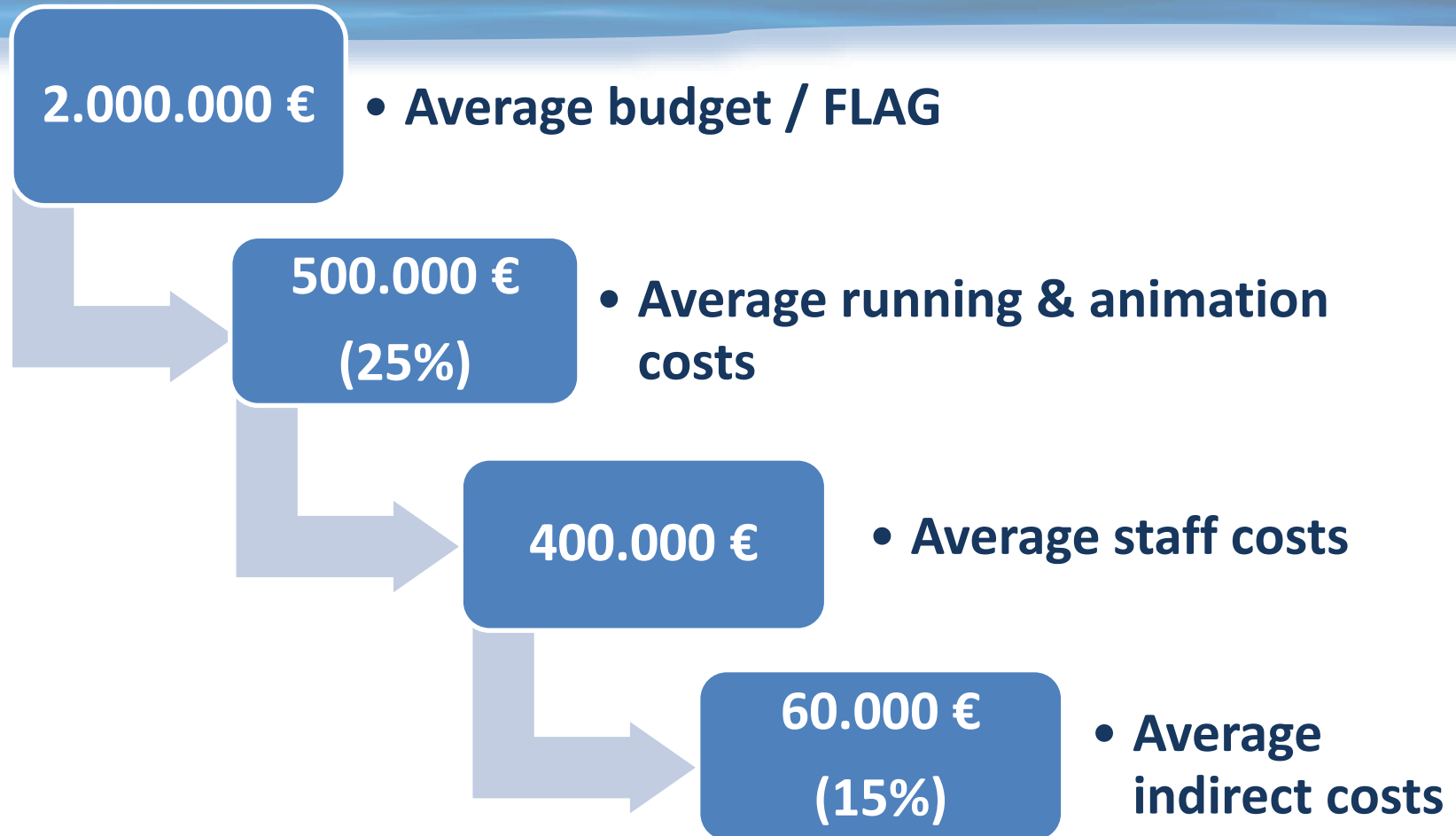


Why we use SCO?

Because.....

- Simplified Cost was an clear option from the beginning
 - 📌 2016 Ministerial Decision that sets the rules of eligibility of expenditure in all ESI Funds *and*
 - 📌 Greek EMFF Management & Control System.
- Its use reduced the MA's administrative burden through the reduction of the amount of invoices that need to be inspected.

SCO in numbers



SCO in numbers

2.000.000 €

• Average budget / FLAG

500.000 €
(25%)

• Average running & animation costs

400.000 €

• Average staff costs

60.000 €
(15%)

• Average indirect costs

At least **1/3**
of the total
FLAGs'
invoices

Why select a flat rate of 15% of staff costs?

Because.....

- There were plenty of instructions, guidelines and good practices available
- Almost all FLAGs requested its use for reasons of simplicity
- Immediate application:
 - ✓ Article 68.b. of 1303/2013 EU Regulation
 - ✓ No calculation methodology was required

Implementation

➤ A ministerial decision has been issued which sets the framework for the implementation of the SCO model for running costs and animation.

Indicatively:

- ✓ Responsible bodies involved (for monitoring, for paying, for auditing...)
- ✓ Eligible costs
 - Direct (which produce simplified cost = staff costs)
 - Direct (which do not produce simplified cost)
 - Indirect costs
- ✓ Pre-financing of FLAGs
- ✓ Documentation for the verification of expenses
- ✓

Implementation

Indirect costs may include:

- Rental expenses
- Daily operating costs: phone, heat, water, cleaning....
- Postal expenses
- Stationery and office supplies
- Secretarial costs
- Equipment maintenance (PCs, printers, copiers.....)
- Other small expenses related to CLLD implementation

No documentation required **BUT** all indirect expenses **have to be** included in the FLAG's accounting system and be CLLD related

Results....

ANDO (Dodecanese multi-funded FLAG) declares approx. 60€/month for cleaning costs from EMFF (net amount)....

Documentation required **BEFORE** SCO implementation:

- 📌 FLAG's Administration Board approval
- 📌 Call of interest
- 📌 Evaluation and selection process
- 📌 Contract
- 📌 Proof of Payment




- 
- Net payment
 - Insurance payment
 - Tax payment

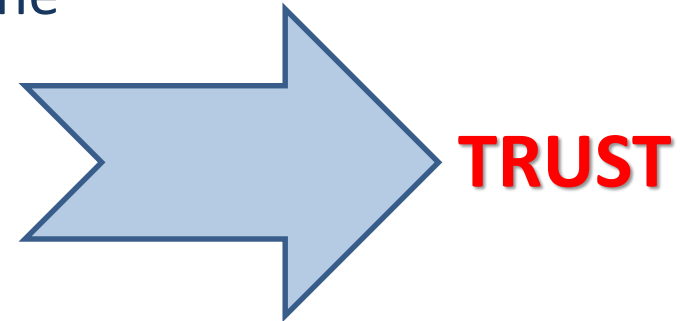
... and **AFTER** SCO:

- 📌 None.....



SCOs challenges...

-  FLAGs claim that 15% flat rate is low
-  All the indirect expenses funded by the EMFF have to be related to CLLD implementation
-  Double financing





Ε.Π. ΑΛΙΕΙΑΣ ΚΑΙ ΘΑΛΑΣΣΑΣ
2014 - 2020

THANK
YOU!!!



Ευρωπαϊκή Ένωση
Ευρωπαϊκό Ταμείο
Θάλασσας και Αλιείας



ΕΛΛΗΝΙΚΗ ΔΗΜΟΚΡΑΤΙΑ
Υπουργείο Αγροτικής Ανάπτυξης
και Τροφίμων